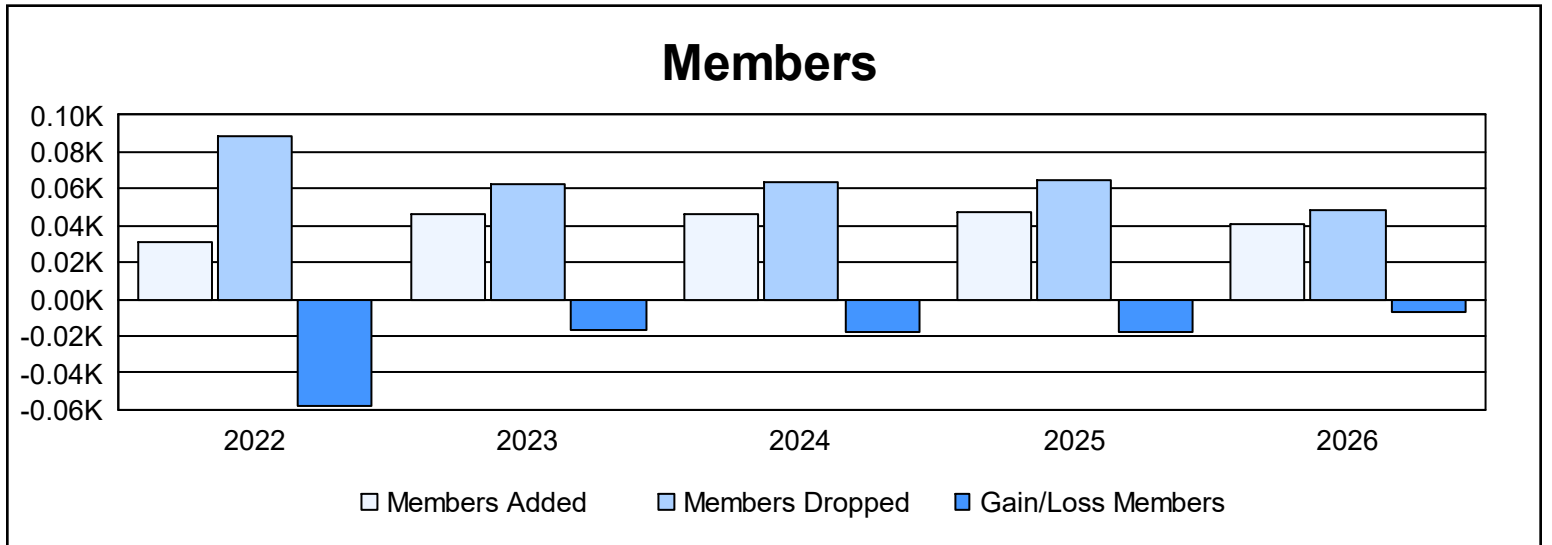
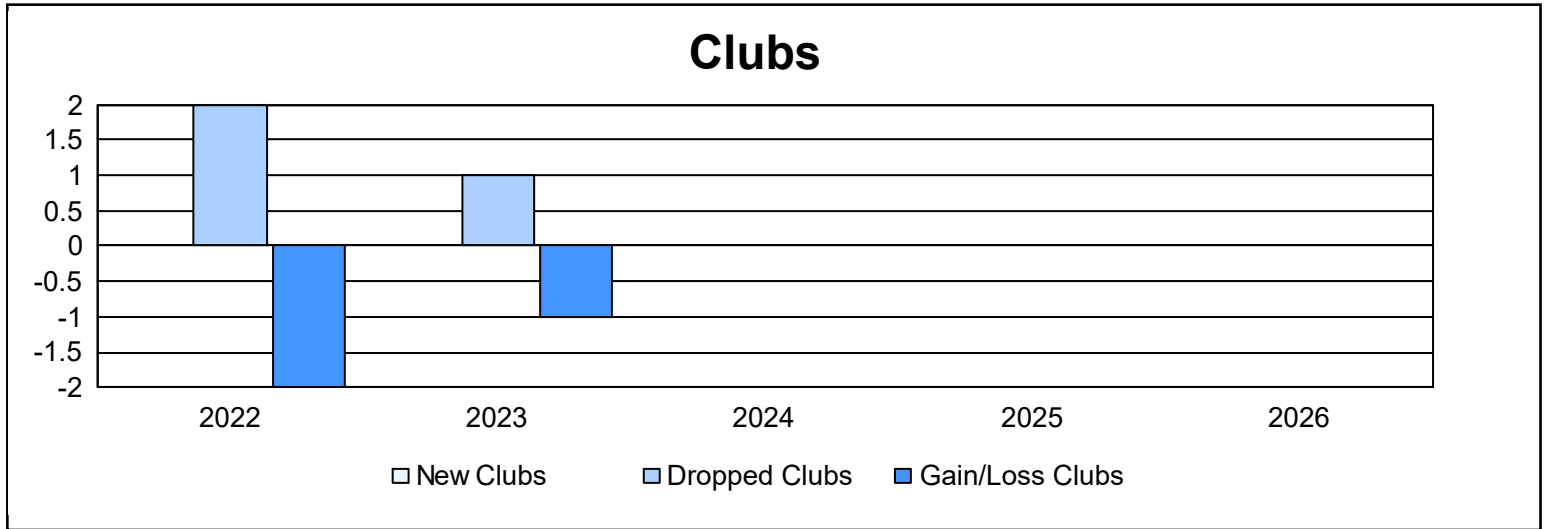
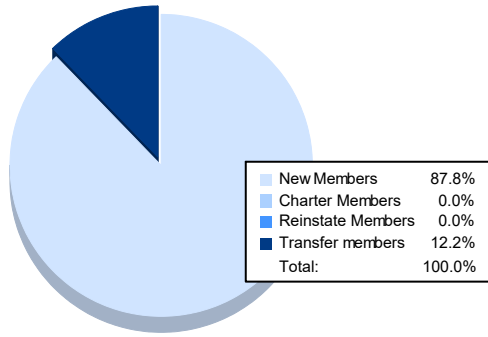


Year	New Clubs	Dropped Clubs	Gain/ Loss Clubs	New Members	Charter Members	Reinstate Members	Transfer Members	Total Member Added	Total Members Dropped	Gain/ Loss Members
2021-2022	0	2	-2	26	0	1	4	31	89	-58
2022-2023	0	1	-1	42	0	0	4	46	63	-17
2023-2024	0	0	0	38	1	0	7	46	64	-18
2024-2025	0	0	0	40	0	2	5	47	65	-18
2025-2026	0	0	0	36	0	0	5	41	48	-7
<b>Average</b>	<b>0</b>	<b>1</b>	<b>-1</b>	<b>36</b>	<b>0</b>	<b>1</b>	<b>5</b>	<b>42</b>	<b>66</b>	<b>-24</b>



### Membership Composition April 2026 Cumulative



### Gender Composition April 2026 Cumulative

